



DUBLIN COBBLE 3-PIECE LAYING GUIDE

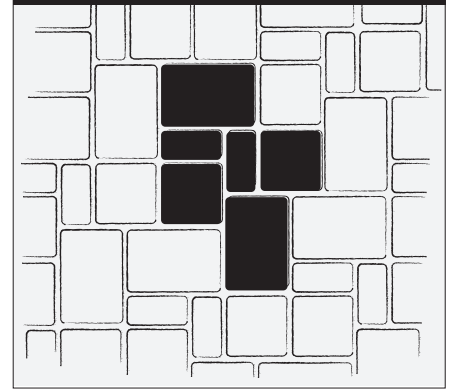
3-PIECE RANDOM RUNNING BOND



3-PIECE - MODIFIED K PATTERN



3-PIECE - MODIFIED HERRINGBONE



PALLET INFORMATION / ESTIMATING CHART

3-PIECE MODULAR

Unit Size	SqFt/ Pallet	SqFt/ Layer	Layers/ Pallet	Units/ Pallet	Units/ Layer	Units/ SqFt	SqFt/ Unit	Weight/ Layer	Weight/ Pallet
Small Rectangle	21	1.9	-	176	16	8	0.125	-	-
Square	42	3.8	-	176	16	4	0.25	-	-
Large Rectangle	63	5.7	-	176	16	2.63	0.38	-	-
TOTAL	126	11.45	11	528	48	Varies	Varies	305 lbs	3356 lbs

DUBLIN COBBLE LARGE SQUARE

SqFt/ Pallet	SqFt/ Layer	Layers/ Pallet	Units/ Pallet	Units/ Layer	LnFt/ Pallet (Soldier)	LnFt/ Pallet (Sailor)	Units/ SqFt	SqFt/ Unit	Weight/ Layer	Weight/ Pallet
120	10.91	11	220	20	160	160	1.83	.55	290 lbs	3190 lbs

NOTES

Blank area for notes.