



MELVILLE SLAB LAYING GUIDE

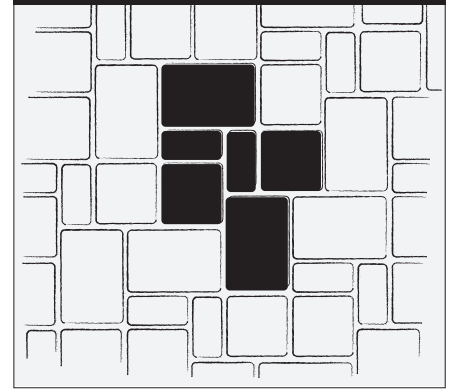
3-PIECE RANDOM RUNNING BOND



3-PIECE - MODIFIED K PATTERN



3-PIECE - MODIFIED HERRINGBONE



Note: unit sizes are a 1:1 ratio. Modify patterns accordingly.

PALLET INFORMATION/ESTIMATING CHART

3-PIECE MODULAR

Unit Size	SqFt/ Pallet	SqFt/ Layer	Layers/ Pallet	Units/ Pallet	Units/ Layer	Units/ SqFt	SqFt/ Unit	Weight/ Layer	Weight/ Pallet
Small Rectangle	31	2.38	-	39	3	1.32	0.76	-	-
Square	60	4.62	-	39	3	0.65	1.54	-	-
Large Rectangle	60	4.62	-	26	2	0.43	2.3	-	-
TOTAL	151	11.61	13	104	8	Varies	Varies	267 lbs	3473 lbs

NOTES

Blank area for notes.